

AT HOME LEARNING

Week 3

WRITE AND DRAW A LIST EACH DAY!

Monday - Zoo

Reading

Read a non-fiction book about animals. Look at the illustrations and describe how the animal looks and where it lives.

Letters & Sounds

Find 5-10 plastic or stuffed animals. Say the animal and beginning sound. Place the matching letter card next to the animal.

Math

Find 10 animal figures. Sort them by size. Then sort them by where they live: water, land, air.

Fine Motor

Make zoo animals with play dough. Use beads for eyes and popsicle sticks or pipe cleaners for arms and legs.

Art or Sensory

Use a paper bag, construction paper, and markers to make a zoo animal puppet.

Gross Motor

Animal walks! Can you move like a seal, zebra, snake, crab, alligator, monkey, fish, kangaroo, flamingo, and a bear?

Tuesday - Sweets

Reading

Read a book about a sweet treat (ex: cookie, donuts). Predict what the book is going to be about.

Letters & Sounds

Pretend the letter cards are cookies. Scatter the letter cookies. Pick up each cookie with a spatula and identify the letter.

Math

Make a number graph with cereal, candy, or sweet treat.

Fine Motor

Use oats, chocolate chips, dry beans, play dough, or cereal to make letters on the letter cards.

Art or Sensory

Make birthday cake cloud dough (see recipe). Add a cupcake pan, candles, and measuring spoons.

Science

Make a cake or cookie. Measure, mix, and bake it. Explore the treat with your 5 senses. How does it look, smell, feel, sound, and taste?

Wednesday - My Community

Reading

Read a book about a community helper. What tools does that community helper do?

Letters & Sounds

Pretend the letter cards are houses. Match the uppercase and lowercase letter cards to make a tall house.

Math

Go on a number and shape hunt. Walk or drive around your community. Notice the numbers and shapes that you see.

Fine Motor

Build a community with small blocks.

Art or Sensory

Paint rocks. Once the rocks are dry place them around the community for others to find.

Gross Motor

Make a hopscotch with chalk on the sidewalk. Hop, jump, count, and have fun. Then leave it for others to enjoy.

PLAY IS THE HIGHEST FORM OF RESEARCH. — ALBERT EINSTEIN

AT HOME LEARNING

WEEK 3

WRITE AND DRAW A LIST EACH DAY!

THURSDAY - CONSTRUCTION

Reading

Read a book about construction. Who is the author and what does an author do?

Letters & Sounds

Make name word cards for each family member and use them with the Read, Build, Write boards.

Math

Make number towers on number cards. Count out the matching number of blocks and make a block tower on the card.

Fine Motor

Make a sand or dirt tray by placing dirt or sand in a shallow pan. Use your fingers to write letters and shapes in the tray.

Art or Sensory

Make a construction sensory bin with real dirt, sand, or black beans. Add diggers and shovels.

Gross Motor

Make giant shapes on the floor with tape or outside with chalk. Draw trucks on each shape.

FRIDAY - FAIRY TALES

Reading

Read a fairy tale. How do the characters feel? How would you feel if you were the character? What should the character do next?

Letters & Sounds

Use a pipe cleaner or a straw for a magic wand. Go around the house, point to an object with your wand, and say the beginning sound.

Math

Make a tall number tower for the prince and princess. Make a vertical number line with the number cards.

Fine Motor

Use dry beans, play dough, or trace numbers on the number cards.

Art or Sensory

Cut a long piece of paper to create a crown. Use markers, stickers, glitter, ribbon, or other craft supplies to decorate it.

STEM

Build a castle with cups or blocks. Do you want to add a draw bridge, points, or a moat to your castle?

APPS TO TRY

ABCYA

Math, STEM, and literacy games.



Go Noodle

Dance-alongs, yoga, and more. Also on YouTube.



Starfall

Learn about letters and sounds.



WEBSITES AND APPS TO GET KIDS MOVING

Learning Station

Fun songs that teach.

Super Simple Songs

Classic children's songs.

Cosmic Yoga YouTube

Yoga and mindfulness for kids.

AT HOME LEARNING

Week 4

WRITE AND DRAW A LIST EACH DAY!

Monday - Pets

Reading

Read a book with pets as the characters. Who are the characters in the book?

Letters & Sounds

Make pet word cards and use them with the Read, Build, Write boards.

Math

Put a puzzle together with your pet stuffed animals.

Fine Motor

Dog treat bakery! Make dog treats with play dough. Use cookie cutters, beads/pom poms, and cupcake liners.

Art or Sensory

Make a paper plate snake. Draw a spiral and cut on the line. Decorate the snake with paint, marker, or collage materials.

STEM

Build a dog house with blocks or cups. The house will need walls, a floor, and a roof.

Tuesday - My Body

Reading

Read a book about your body or being healthy. Find all the parts of a book (cover, pages, spine).

Letters & Sounds

Body rhyme time. Point to a body part and say a word that rhymes (ex: nose, rose).

Math

Make patterns with bones (aka Q-Tips and cotton balls).

Fine Motor

Make letters using "bones" (aka Q-Tips). Make your name or words with "bones".

Art or Sensory

Draw a self-portrait with a black marker. Don't forget to draw every part of your body like your fingers and toes. Decorate the edge to make a frame.

Gross Motor

Sing and do the motions to "Head, Shoulders, Knees and Toes". Sing it fast and slow.

Wednesday - Colors

Reading

Read a book about colors. Talk about if it is a fiction or non-fiction book.

Letters & Sounds

Find 10 things that are your favorite color. Clap the number of syllables in each word.

Math

Dump out your crayons, markers, and colored pencils. Sort them by color.

Fine Motor

Trace the lines with markers. Trace with each color of the rainbow.

Art or Sensory

Make bubble foam (see recipe). Make a bowl of yellow, red, and blue foam. Mix together the foam and see what new colors you make.

Science

Sink or float? Find a toy for each color. Predict and test if each will sink or float.

PLAY IS THE HIGHEST FORM OF RESEARCH. — ALBERT EINSTEIN

AT HOME LEARNING

Week 4

WRITE AND DRAW A LIST EACH DAY!

THURSDAY - SPORTS

Reading

Read a book where the character plays a sport (ex: dance, baseball). What is the setting?

Letters & Sounds

Sports letter toss. Write letters on paper and crumple them up. Throw it, pick it up, say the letter, crumple it up, and toss it again.

Math

Collect all the balls in your house. Count them. Line them up by size.

Fine Motor

Paper plate sports ball. Tear paper and glue it to a paper plate. Make it into a baseball, soccer ball or make your own design.

Art or Sensory

Paint with balls (ex: marbles). Place a small paper in a shallow baking dish. Dip small balls into paint. Roll the balls around the paper.

Gross Motor

Sock basketball. Fold socks into a ball and use a laundry basket for the basket. Try and toss them into the basket.

FRIDAY - TRAVEL

Reading

Read a book where a character travels somewhere. What are the events in the book?

Letters & Sounds

Make roads on the floor with tape. Place the letter cards on the tape. Walk around "community" and identify the letters.

Math

Make a map on paper. Draw streets, stores, and houses.

Fine Motor

Make license plates. Fold a paper into sixths and have the child cut on the lines. Write numbers on each to create license plates.

Art or Sensory

Make a water travel sensory bin with boats.

STEM

Build a giant mountain using cups or blocks.

APPS TO TRY

ABCYA

Math, STEM, and literacy games.



Go Noodle

Dance-alongs, yoga, and more. Also on YouTube.



Starfall

Learn about letters and sounds.



WEBSITES AND APPS TO GET KIDS MOVING

Learning Station

Fun songs that teach.

Super Simple Songs

Classic children's songs.

Cosmic Yoga YouTube

Yoga and mindfulness for kids.

Science Sensory Play

BIRTHDAY CLOUD DOUGH



What you Need:

flour, oil (vegetable oil or baby oil), sprinkles, bin

Kid Tools for Play: cupcake pan, candles, number candles,

How to Make It:


Mix together four parts flour and one part oil (ex: 4 cups of flour and 1 cup of oil) in a large baggie. Zip closed and shake to mix. Dump the flaky mixture in a plastic tub and add sprinkles!

Play!

Clean Up Hint:

Cloud dough can be messy. Make sure you place a large towel under the bin to catch all the dough that gets out of the tub.

BUBBLE FOAM



What you Need:

bubble bath (tear free), water, mixer, food coloring, bin

Kid Tools for Play: bowls, spoons, foam letters (optional)

How to Make it:

Mix together one part bubble bath and two parts water (ex: $\frac{1}{4}$ cup bubble bath and $\frac{1}{2}$ water). Add food coloring to the water to make it different colors.


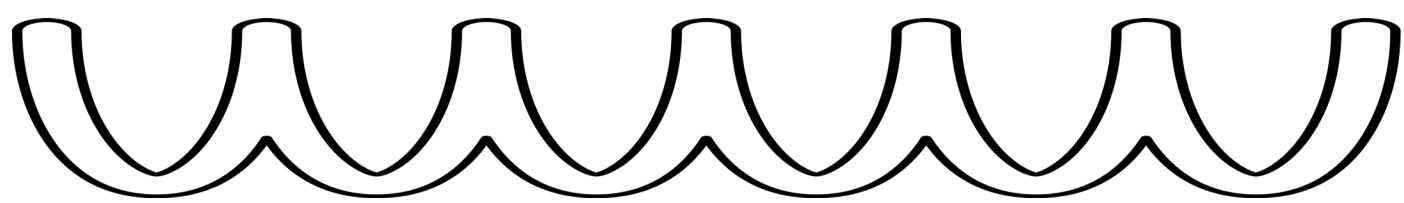


Play!

Clean Up Hint:

Put the bubble foam in a big plastic tub for play. Add tools to like spoons and bowls. Place a large towel under the foam to catch all the bubbles that go on the floor.

Make and Trace the lines!

Place in a page protector. Make the lines with dry beans or trace with a marker.



A

B

C

D

E

F

G

H

I

J

K

L

M

N

O

P

Q

R

S

T

U

V

W

X

Y

Z

a

b

c

d

e

f

g

h

i

j

k

l

m

n

o

p

q

r

s

t

u

v

w

x

y

z

1

2

3

4

5

6

7

8

9

10

11

12

13

14

15

16

17

18

19

20

Read, Build, Write


Read

Place the word card here.



Build

Build the word with magnet letters or letter cards.



Write

Write the word with a dry erase marker.



Count and Graph

1	2	3	4	5	6	7	8	9	10	

Count and Graph

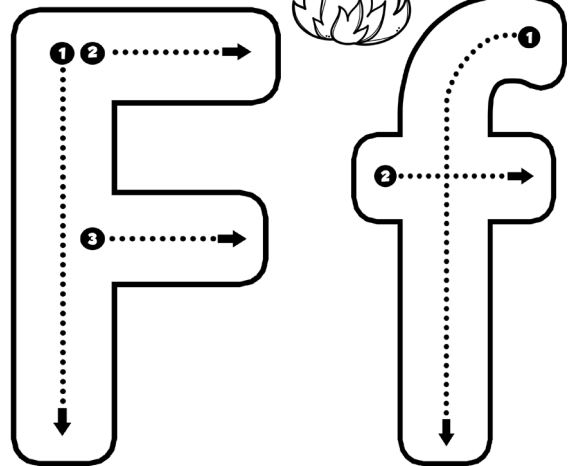
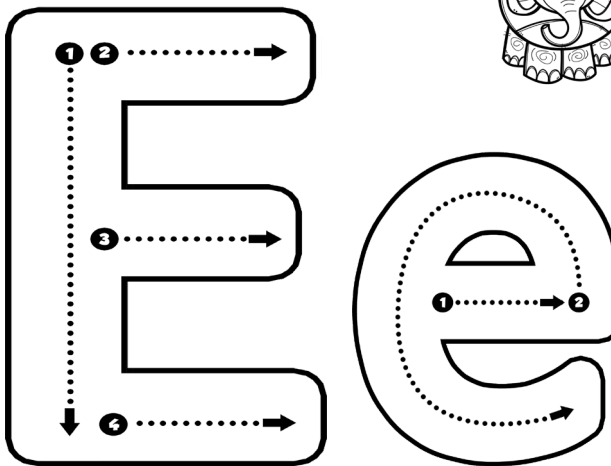


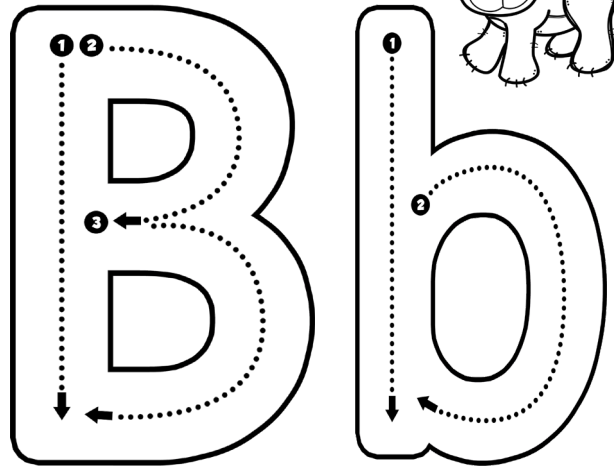
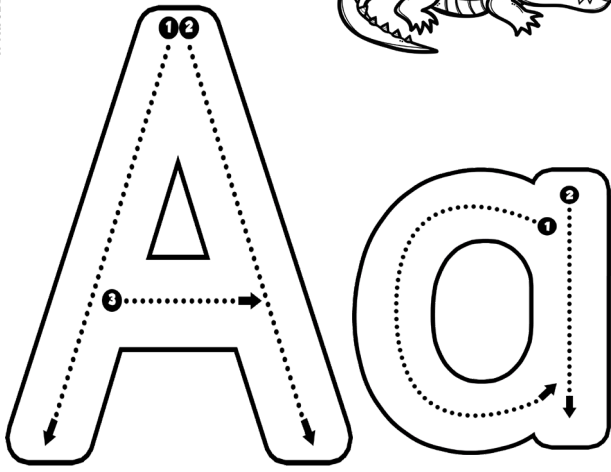
1

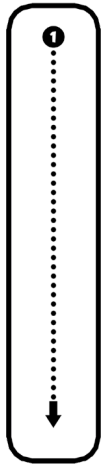
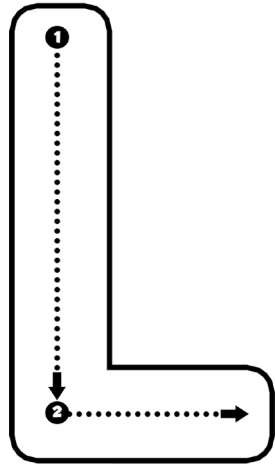
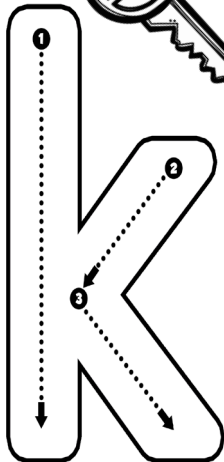
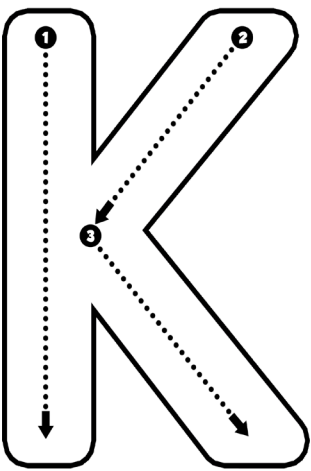
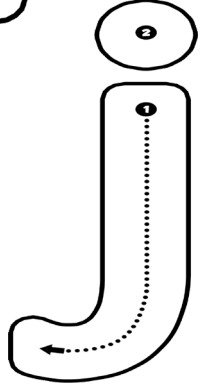

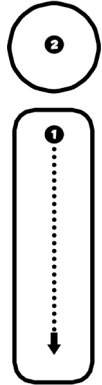
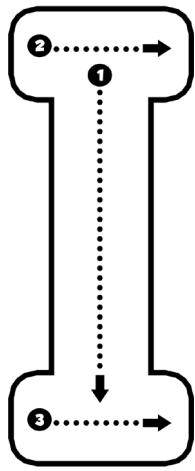

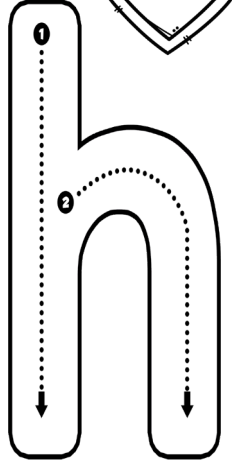
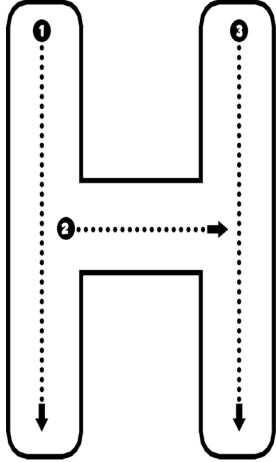

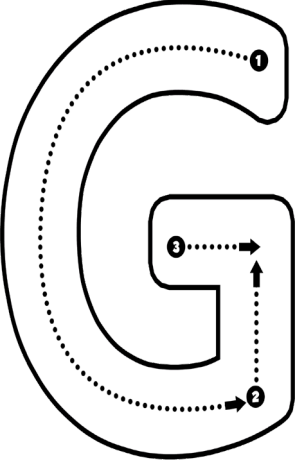
2

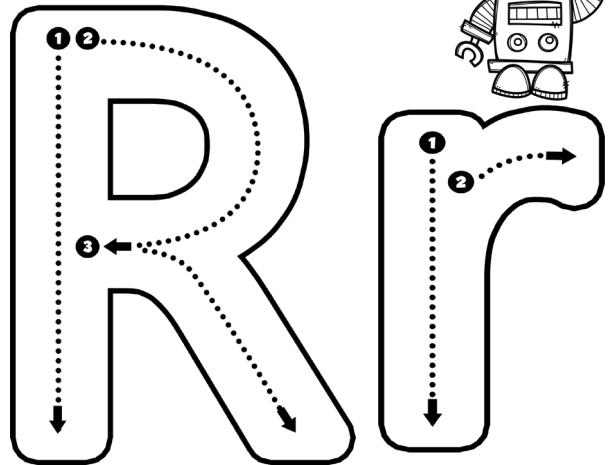


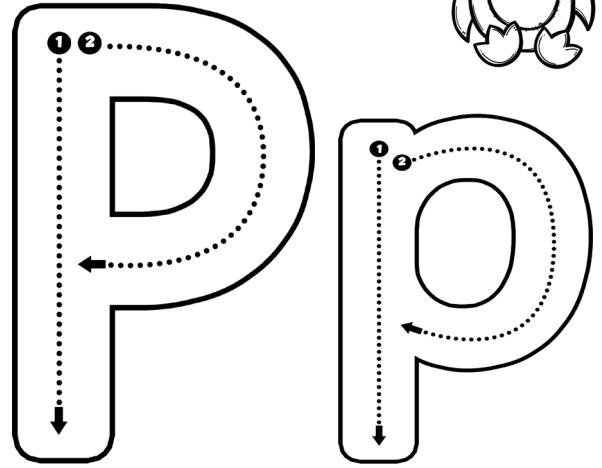
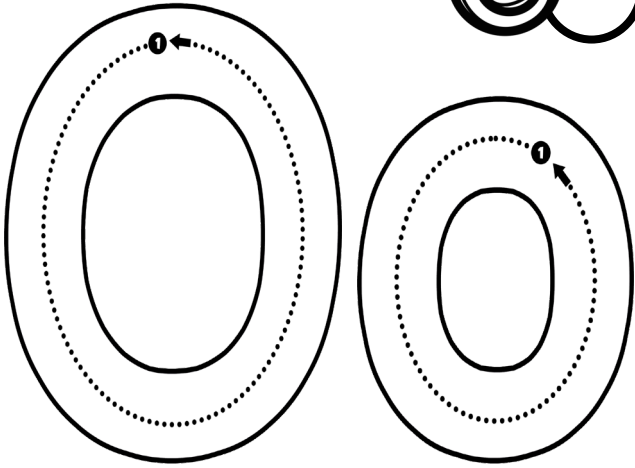

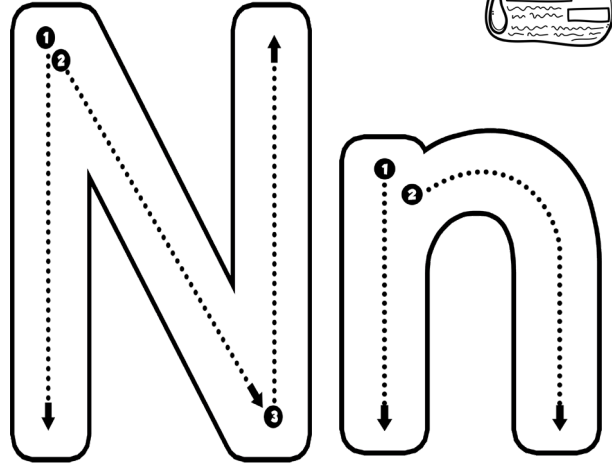
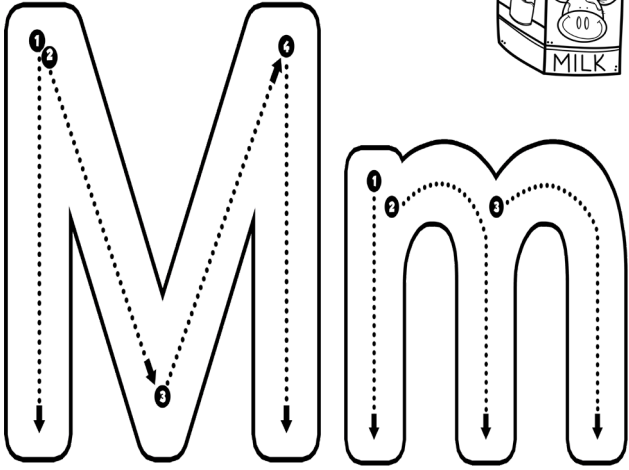
3

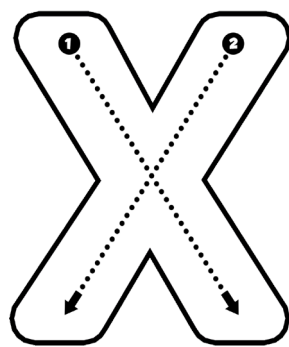

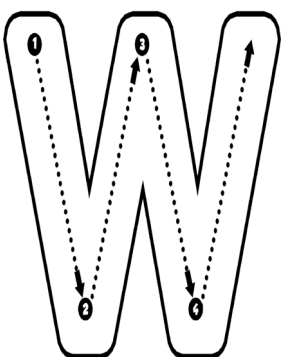
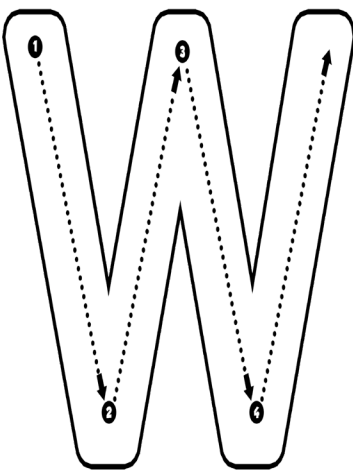
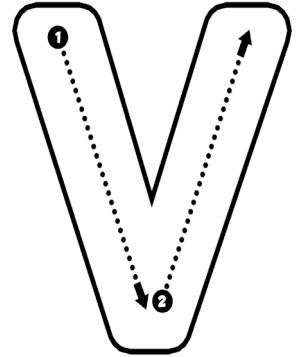
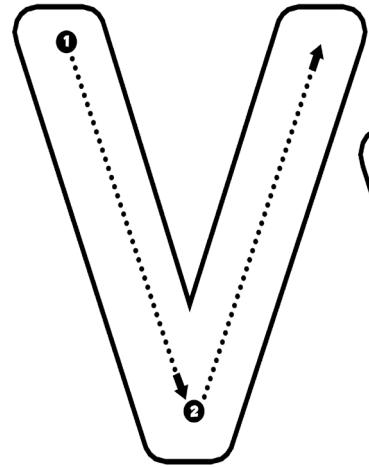
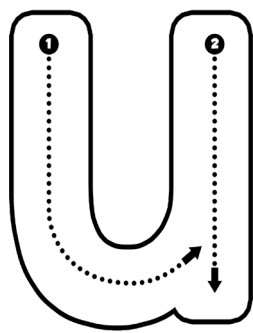
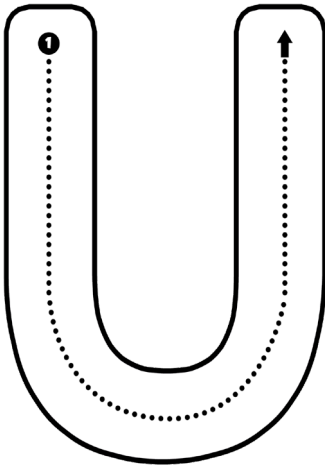
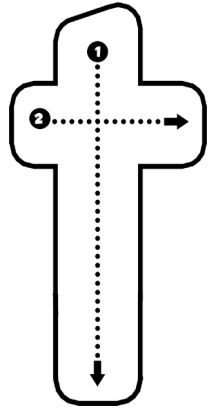
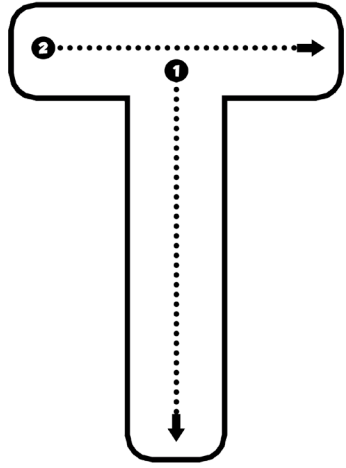



4

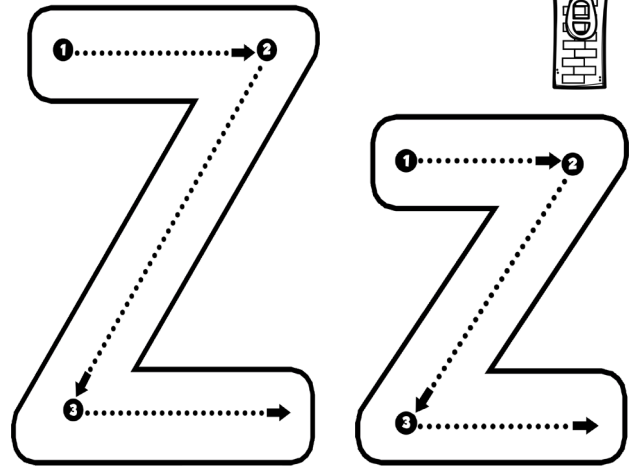
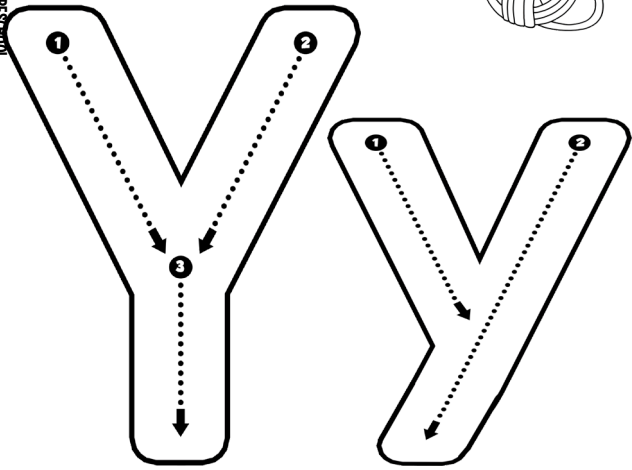
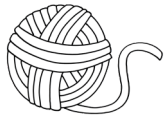
5





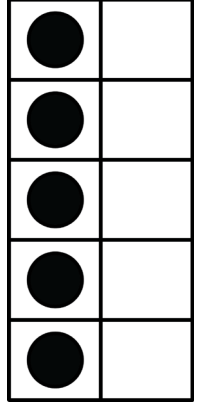


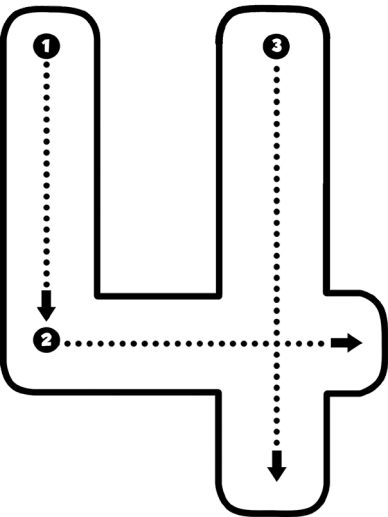
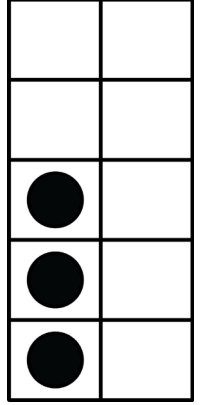

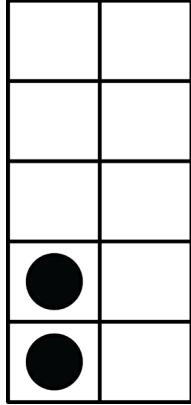
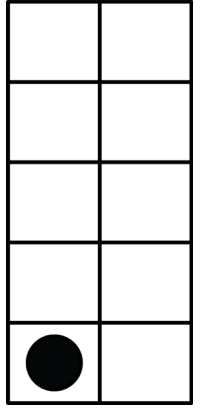
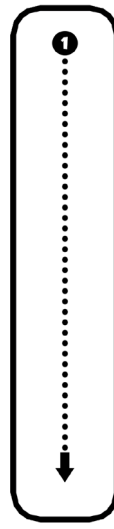
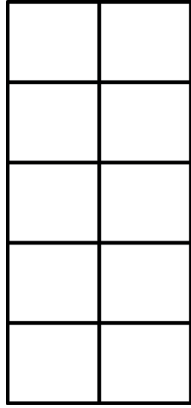
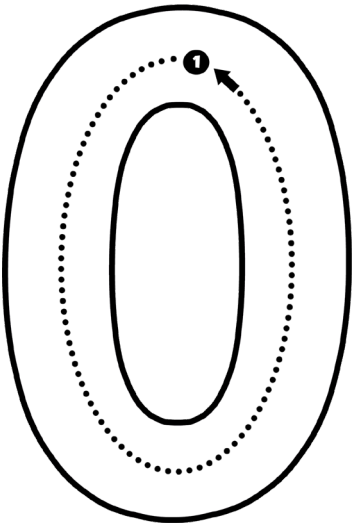



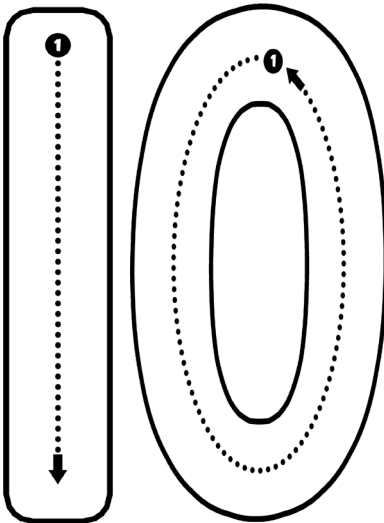

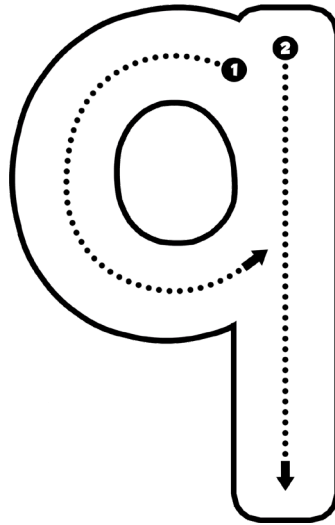

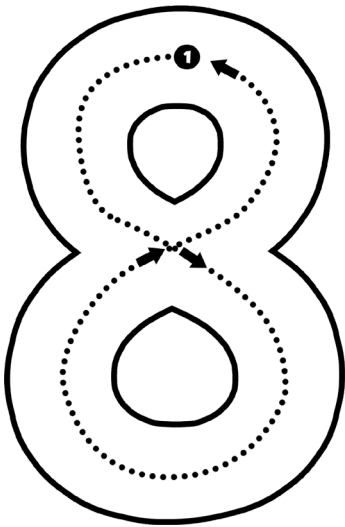








Options:

1. Place the letter mats in page protectors or laminate and cut out each letter card. Build the letters with small manipulatives (pom poms, seeds, dry beans, cereal) or trace with a dry erase marker.
2. Dot with a dot marker, trace with small stickers, or trace with markers.

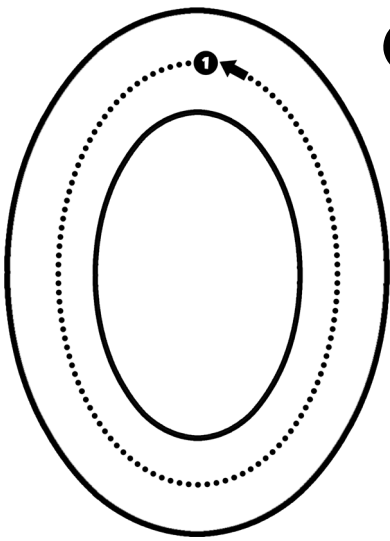




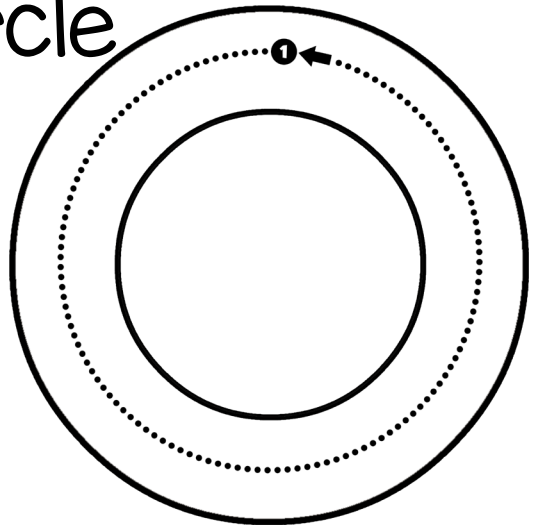
Options:

1. Place the number mats in page protectors or laminate and cut out each card. Build the numbers with small manipulatives (pom poms, beads, seeds, dry beans, cereal) or trace with a dry erase marker.
2. Dot with a dot marker, trace with small stickers, or trace with markers.

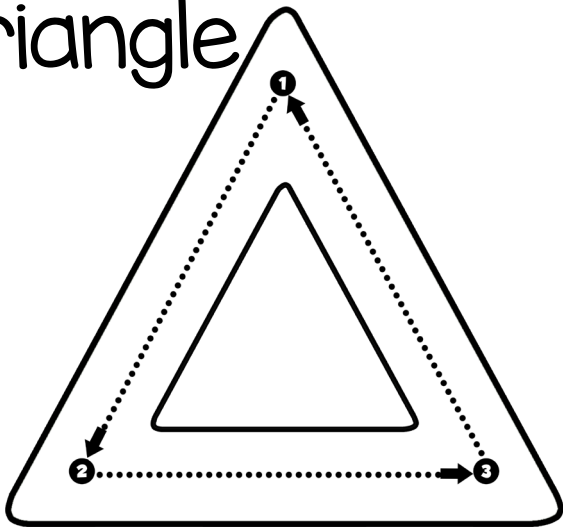
oval



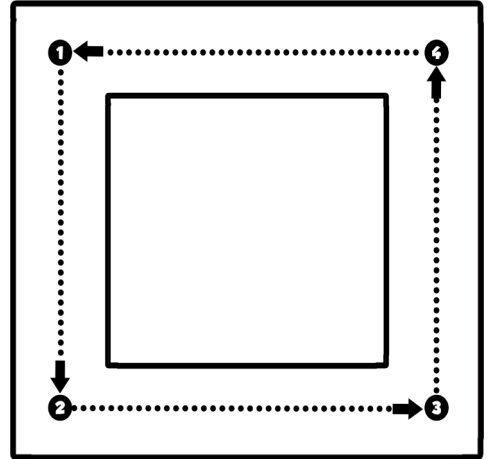
circle




triangle



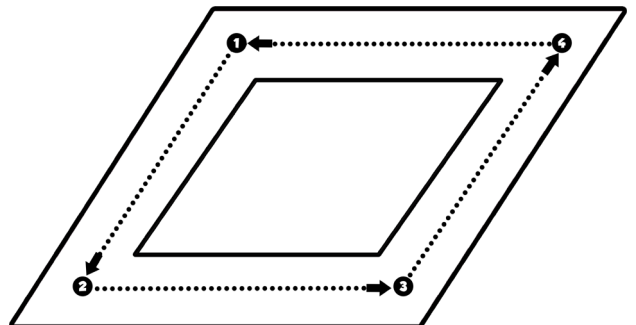
square



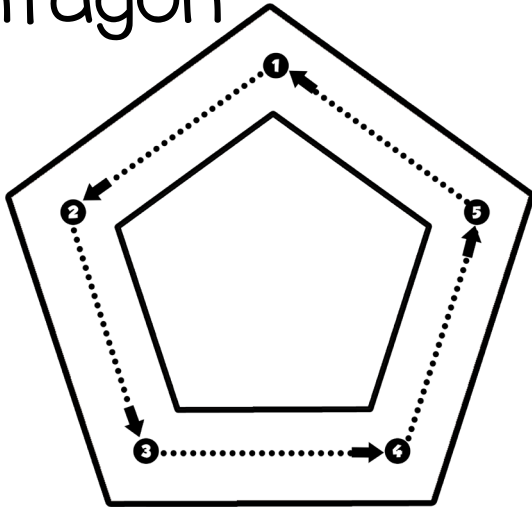
rectangle



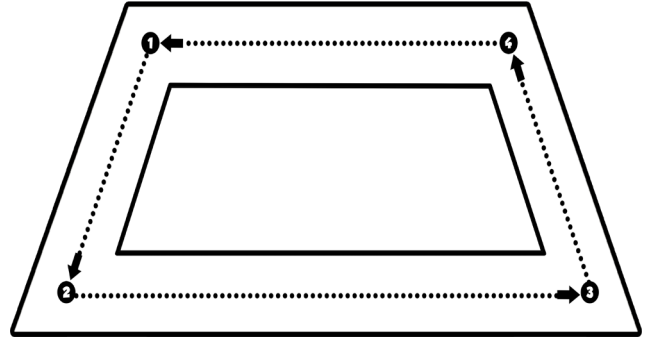
rhombus



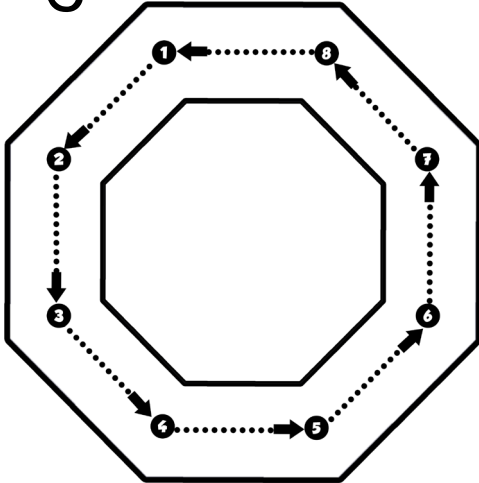
pentagon



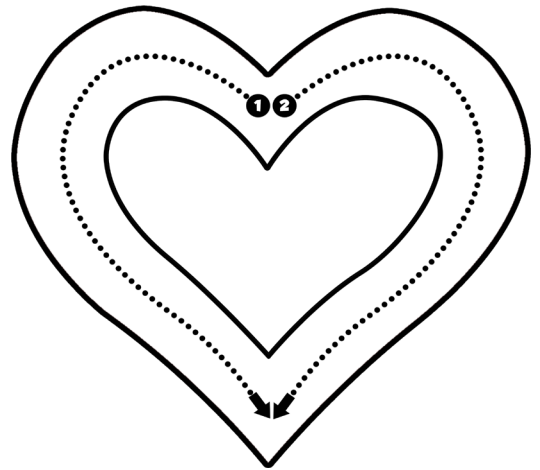
trapezoid



octagon



heart



Options:


1. Place the shape mats in page protectors or laminate and cut out each card. Build the shapes with small manipulatives (pom poms, beads, seeds, dry beans, cereal) or trace with a dry erase marker.
2. Dot with a dot marker, trace with small stickers, or trace with markers.

My Family

Draw and write a list of the people in your family.



My Lists!



Name: _____

Favorite Foods

Draw and write a list of your favorite foods.



My Friends

Draw and write a list of your friends.

Favorite Toys

Draw and write a list of your favorite toys.



Favorite Colors

Draw and write a list of your favorite colors.

Favorite Books

Draw and write a list of your favorite books.



Favorite Sports

Draw and write a list of your favorite sports.

Favorite Animals

Draw and write a list of your favorite animals.



Favorite Places

Draw and write a list of your favorite places.